

Air Navigation Services Communication Navigation and Surveillance

Contents

Saudi Academy of Civil Aviation Communication Navigation and Surveillance

Programmes

Saudi Academy of Civil Aviation	3
Communication, Navigation & Surveillance	3
Equipment and Facilities	3
The Specialized Courses	3
Center Accreditations	3
Customized Training	
Network technology	4
Basic Unix Commands	7
VSAT (Very Small Aperture Terminal)	10
Aeronautical Message Handling System	12
National ANS Network	14
Thales CVOR 431 Maintenance	16
Thales ILS System 420 Maintenance	18
ILS Normarc NM 7000B Maintenance	20
DME Fernau 2020 Maintenance	22
Thales DME 415 Maintenance	24
Thales DME 435 Maintenance	26
Communication Equipment R&S (Radio - 4200) Maintenance	28
Communication Equipment (Jotron Radio) Maintenance	30
Voice Communication System (Frequants 3020) Maintenance	32
Voice Communication System (Frequants 3025) Maintenance	34
Schmid ICS 200/60 VCS Maintenance	36
Communication Principles	38
Transmission Lines (Communication)	40
Fiber Optics	42
Antenna Systems Principles	44
Tactical Air Navigation (TACAN) Principles	46
VHF Omni-Directional Range (VOR) Principles	48
Distance Measuring Equipment (DME) Principles	50
Instrument Landing System (ILS) Principles	52
Thales TACAN AN 453 Maintenance	54
Secondary Surveillance Radar (MSSR-Raytheon)	56
Radar Concepts and Fundamentals	58
Introduction to CNS/ATM	60
Primary Surveillance Radar (PSR-Raytheon)	62
Hardware and Software of Personal Computer	64
EUROCAT-X	66





Saudi Academy of Civil Aviation

It is a leading educational entity in the Kingdom of Saudi Arabia, established in 1962 as a technical training institute in 2007 for a specialized academy offering a set of specialized diploma programs and training courses that suit the needs of the Aviation Sector and contribute to qualification and training of human resources working to support 27 airports in the Kingdom. The programs and courses offered by the academy include the following specializations:

Air Traffic Control - Maintenance of Aviation Systems
- Fire and Rescue - Airport Operation and Safety
Aviation Security.

Communication, Navigation & Surveillance

The Aviation System Maintenance Training Center provides technical support materials for the trainees on the navigational devices according to the internationally approved laws of aviation and career mentoring. The aviation system devices are also one of the most important navigational aids that serve air navigation and airway surveillance in the air, in addition to communication between the air traffic controller and the aircrafts.

Equipment and Facilities

The training center provides accredited training packages based on labs containing simulators that put the trainee in front of a virtual reality of navigational aids and devices. Laboratories offered by the center include the following sections: (Electronics - Navigation Systems "Radar" - Computer Applications - Navigational Data Processing - Navigational Aids Telecommunications).

Specialized Courses

- Basic Radar Systems.
- Radar Systems (PSR Raytheon).
- Basic Air Navigation Communication.
- VCSS FREQUANTIS (3020).
- JOTRON Radio Maintenance.
- Basic Navigational Aid Systems.
- TACAN 453 AIRSYS MAINTENANCE.
- ILS NORMAC /DME FERNAU MAINTENANCE.


Center Accreditations

- Accredited by the competent authority in the Kingdom of Saudi Arabia (GACA).



ICAO Regional
Aviation Security
Training Center





Course
Network technology



• Course Summary

- This course introduces the networking field. Emphasis is placed on network terminology and protocols, local area networks, wide-area networks, OSI model, cabling, switch and router configuration, Ethernet, IP addressing, and network standards.



• What you will learn?

Upon completion, the trainee should be able to understand the:

- Network Architectures, topology and protocol
- The data communication services provided by the OSI and TCP/IP models and how these layers operate in various networks
- Types of data transmission
- IP Address in Binary and Decimal Number
- IP address Classes and subnet mask
- Subnets design with IP addressing.
- CIDR (Classless Inter-Domain Routing)
- Public and Private IPv4 Addresses
- Static and Dynamic IP Address
- Reserved IPv4 Addresses
- IP address Classless (Sub-netting) and it's range
- How switching and routing happen.
- The Switch and Router operating system, protocols and its components.
- The basic configuration of Routers and Switches.
- And employ basic cabling and network designs to connect devices in accordance with stated objectives



• Learning Activities

- Lectures
- Presentation
- Lab exercises



• Who should attend?

- General and ATSEP technician.



• Course Language.

- English



• Duration.

- 10 Days - 60 hours



• What is covered?

- Introduction to Networking
- Basic Network Types
- Network Protocols
- Network Architectures
- Type of Communication
- NETWORK DEVICES:
 - Hubs and switches
 - Bridges
 - Routers
 - A gateway
 - Network Interface Card (NIC)
- Network Topology:
 - Star topology
 - Ring Topology
 - Mesh Topology
 - Hybrid Topology
- Ethernet Cabling Types:
 - Coaxial cable
 - Twisted-pair cable
 - Fiber Optics
 - MAC Addressing (Hardware Addressing)
- IPv4 Addressing (Logical Addressing):
 - IPv4 Addressing
 - The Subnet Mask
 - IP Address Classes
 - CIDR (Classless Inter-Domain Routing)
 - Address Classes vs. Subnet Mask
 - Subnet and Broadcast Addresses
- Public and Private IPv4 Addresses:
 - Static IP Address
 - Dynamic IP Address
 - Reserved IPv4 Addresses
 - Port Numbers and Sockets
 - Domain Name System (DNS)
 - DHCP - Dynamic Host Configuration Protocol
- IP address Classless (Subnetting):
 - Determining the Range of Subnetted Network
- Switching:
 - Forwarding Methods
- Routing:
 - Routing Protocol
 - Routing Information Protocol (RIP)
 - Enhanced Interior Gateway Protocol (EIGRP)

- Open Shortest Path First (OSPF)
- Virtual LANs

Type of network cable commonly used in network:

- Twisted-Pair Cabling - Straight-Through Cable
- Twisted-Pair Cabling - Crossover Cable
- Twisted-Pair - Rollover Cable

Cisco Routers and Switches:

- Router Memory Components
- Router Memory, Quick Reference
- The Router Boot-Process, Quick Reference
- Interfaces vs Lines
- Using Lines to Configure the IOS
- The IOS Modes on Cisco Devices

IOS Commands Shortcuts:

- Terminal History Buffer
- IOS context-sensitive help
- The enable password
- Command line passwords and configurations




• **Assessment and Certification.**

- Approved by GACA



• **Prerequisites**

- Hardware and Software of Personal Computer.




Course
Basic Unix Commands



• Course Summary

- The trainees will be provided with an extensive knowledge in Unix commands.



• What you will learn?

After successful completion of the course, the trainees will be able to:

- Manage the files and directories using the command line interface.
- Reduce the fear, uncertainty, and doubt in operating live equipment using Unix commands.
- Performing maintenance tasks such as adding users, backing up the system, shutting down and rebooting the system.
- Establish the relationship between Unix environment and air navigation system such as Radar and Communications
- Deal with different commands of Unix.



• Learning Activities

- Lectures
- Presentation
- Lab exercises



• Who should attend?

- General and ATSEP technician



• Course Language.

- English



• Duration.

5 Days - 30 hours



• What is covered?

COURSE INTRODUCTION

- Trainees & Instructor introduction
- Course objectives
- Module objectives

OPERATING SYSTEM AND DIRECTORY FILES

- The UNIX operating system
- Files and processes
- Directory Structure
- Starting an Xterminal session
- Listing files and directories
- Making Directories
- Changing to a different directory
- Practical Exercise
- Directories
- Pathnames
- Practical Exercise
- More about home directories and pathnames
- Understanding pathnames

SEARCH AND MANAGING FILES WITH DIRECTION AND WILD CARD

- Copying Files
- Moving files
- Removing files and directories
- Displaying the contents of a file on the screen
- Searching the contents of a file
- Simple searching using less and grep
- Summary
- Redirection
- Redirecting the Output
- Practical Exercise
- Redirecting the Input
- Pipes
- Summary
- Wildcards
- Filename conventions
- Getting Help
- On-line Manuals

VI EDITOR AND LINKS FILES

- What is vi
- The Basics of vi
- INSERT Mode
- COMMAND Mode
- Linking Files
- Shell Script
- Additional Unix commands

MANAGING USERS AND GROUPS

- Users and Groups
- Changing ownership
- File system security (access rights)
- Changing access rights




• **Assessment and Certification.**

- Approved by GACA



• **Prerequisites**

- Hardware and Software of Personal Computer.



Course
VSAT



• Course Summary

- This 5-day course teaches the theory of operation, alignment procedures and troubleshooting exercises on the VSAT (very small aperture terminal) system.



• What you will learn?

Upon successful completion of the course, the participants will be able to:

- Describe the system overview.
- Understand the Maintenance & Safety procedure.
- Describe and Understand the VSAT Antenna, transceiver, and satellite modem Systems.
- Explain the operation of Skywan IDU and FAD Unit.
- Explain the operation of Transceiver Unit.
- Apply procedures to isolate the faulty module or part.
- Apply procedures for VSAT terminal configuration and System Configuration.



• Learning Activities

- Lectures
- Presentation



• Who should attend?

- General and ATSEP technician



• Course Language.

- English



• Duration.

- 5 Days - 30 hours



• What is covered?

- Brief Description for Satellite Fundamentals
- General Overview for GACA VSAT Network
- SKYWAN troubleshooting.
- Failure diagnostic
- LED indication
- Signal Power quality troubleshooting



• Assessment and Certification.

- Approved by GACA



• Prerequisites

- General and ATSEP technician



Course
AMHS



• Course Summary

- Intended to provide fundamental knowledge on AMHS.



• Assessment and Certification.

- Approved by GACA



• What you will learn?

- General overview of the ATS Message Handling System. Provision of information and skills that will enable practical AMHS deployment plans.



• Prerequisites

- Network technology



• Learning Activities

- Lectures
- Presentation



• Who should attend?

- ATSEP technician



• Course Language.

- English




• Duration.

- 5 Days - 30 hours



• What is covered?

- AMHS capabilities
- Standards Development
- System Design Criteria
- User Types
- Com Centre Architecture
- Testing and migration



Course
National ANS Network



• Course Summary

- This 10-day course provides training for technicians on Tellabs. The course is 60 hours Academy lecture and practical. Lecture subjects include operate and maintain Tellabs.



• What you will learn?

After the successful completion of this course trainees (Electronics Technicians) will be able to:

- Describe networks function.
- Identify the major components of network.
- Understand the basics of the Tellabs 8100 system and its network elements.
- Modify the Tellabs NODE Configuration.
- To do some troubleshooting to maintain it in case of failure.



• Learning Activities

- Lectures
- Presentation
- Lab exercises



• Who should attend?

- ATSEP technician



• Course Language.

- English



• Duration.

- 10 Days - 60 hours



• What is covered?

- Network
- Basic Network Types
- Network Protocols
- Network Architectures
- Type of Communication
- Network Devices
- Network Topology
- Categories of Ethernet
- Ethernet Cabling Types
- Physical address
- Logical Address
- Tellabs
- NAN Overview
- General Description
- E1 Frame Structure
- Remote Site connectivity
- Introduction to Tellabs network and elements
- Tellabs 8100 Architecture
- Subracks
- Tellabs 8100 Common Units
- Predefined slots
- Exercises
- Naming The Interface
- Service Computer
- WorkStation PC Overview (Node Editor Program)
- Basic Troubleshooting
- Line Problems
- The D9 Connector wiring LOOP
- Progress Test - 2
- ACC Jeddah Visit
- Steps to check the alarms and Fault messages
- Common Unit Faults List



• Assessment and Certification.

- Approved by GACA



• Prerequisites

- Network technology



Course

Thales CVOR 431 / DME 435

Maintenance



• Course Summary

- This 15-day course provides training for technicians on THALES VOR 431 and THALES DME 415. The course is 90 hours Academy lecture. Lecture subjects include VOR/DME Equipment Description, Operating, and Routine check.



• What you will learn?

On completion of this course the trainee will be able to:

- Describe the THALES VOR 431 function.
- Describe the THALES DME 415 function.
- Describe the Equipment components
- Read-out and modify Data with PC.
- Regular Maintenance of Equipment.
- Corrective Maintenance up to Board Level.
- Repair results evaluation.
- Routine check schedule of systems.
- Describe the Remote control of the Equipment.



• Learning Activities

- Lectures
- Presentation
- Lab exercises



• Who should attend?

- ATSEP technician



• Course Language.

- English



• Duration.

- 15 Days - 90 hours



• What is covered?

- Introduction to VOR.
- VOR Principle.
- Main Components of A VOR 431 Transmitter Cabinet.
- Functional Description of the Transmitter.
- Functional Description of the Monitor.
- Transmitter Subassemblies.
- Monitor Subassemblies.
- Functional Description Power Supply.
- Functional Description LCSU, RCSE, and SI.
- Software ADRACS Program.
- Routine Check Schedule.
- Introduction to DME.
- DME Principle.
- Main Components of A DME 415 Transmitter Cabinet.
- Functional Description of the Transponder.
- Functional Description of the Monitor system.
- Transponder Subassemblies.
- Monitor System Subassemblies.
- Functional Description Power Supply.
- Functional Description LCSU, RCSE, and SI.
- Software Win SV Program.
- Routine Check Schedule.




• Assessment and Certification.

- Approved by GACA



• Prerequisites

- VHF Omni-Directional Range (VOR) Principles.
- Distance Measuring Equipment (DME) Principles
- Using PC knowledge.



Course

Thales CVOR 431 Maintenance



• Course Summary

- This course provides training for electronics technicians and engineers progressing into technical position having responsibility for operating, maintaining and certifying/verifying normal operational of VOR 431.



• Duration.

- 10 Days – 60 hours



• What you will learn?

On completion of this course, the trainees can perform the following tasks, with their specific duty:

- Operation the equipment.
- Read-out and modify Data with PC.
- Regular maintenance of equipment with BITE and external instrumentation.
- Regular Maintenance of Power Supply and Battery.
- Corrective maintenance up to Board Level and repairs.
- Routine Flight check Assistance.



• What is covered?

- Introduction to VOR.
- VOR Principle.
- Main Components of A VOR 431 Transmitter Cabinet.
- Functional Description of the Transmitter.
- Functional Description of the Monitor.
- Transmitter Subassemblies.
- Monitor Subassemblies.
- Functional Description Power Supply.
- Functional Description LCSU, RCSE, and SI.
- Software ADRACS Program.
- Routine Check Schedule.



• Learning Activities

- Lectures
- Presentation
- Lab exercises



• Assessment and Certification.

- Approved by GACA



• Who should attend?

- ATSEP technician



• Prerequisites

- VHF Omni-Directional Range (VOR) Principles.
- Using PC knowledge.



• Course Language.

- English



Course
Thales ILS System 420
Maintenance



• Course Summary

- This 15-day course provides training for technicians on Thales ILS System 420 Maintenance. The course is 90 hours Academy lecture and practical. Lecture subjects include operate and maintain Thales ILS 420.



• What you will learn?

Upon successful completion of the course, the participants will be able to :

- Operation the equipment.
- Read-out and modify Data with PC.
- Regular maintenance of equipment with BITE and external instrumentation.
- Regular Maintenance of Power Supply and Battery.
- Corrective maintenance up to Board Level and repairs.
- Routine Flight check Assistance.



• Learning Activities

- Lectures
- Presentation
- Lab exercises



• Who should attend?

- ATSEP technician



• Course Language.

- English



• Duration.

- 15 Days - 90 hours



• What is covered?

- Concept of Thales ILS 420
- Operation of LLZ-GP
- Operation of the ILS using the LCSU Local PC
- Transmitter
- Maintenance of the LOC System
- Maintenance of the GP System
- Maintenance of the Monitors
- Maintenance of other boards
- Flight Check




• Assessment and Certification.

- Approved by GACA



• Prerequisites

- ATSEP technician



Course

ILS Normarc NM 7000B

Maintenance



• Course Summary

- This 15-day course provides training for technicians on ILS NORMARC 7000 B. The course is 90 hours Academy lecture and practical. Lecture subjects include operate and maintain ILS NORMARC 7000 B.



• What you will learn?

On completion of training, each participant will have:

- A clear understanding of the complete PSR system and its sub-systems.
- Knowledge of the functional operation of the PSR system and an understanding of board/LRU functions.
- Detailed knowledge of how to perform preventive and corrective maintenance including:
 - How to check performance parameters?
 - The interpretation of fault conditions
- Selection and use of maintenance aids such as fault-finding procedures, manual and automatic fault isolation tools, control and monitoring system
- Restoration of PSR system operation after minor or serious fault conditions.
- How to perform required preventative maintenance routines.



• Learning Activities

- Lectures
- Presentation
- Lab exercises



• Who should attend?

- ATSEP technician



• Course Language.

- English



• Duration.

- 15 Days - 90 hours



• What is covered?

- Operate and maintain ILS / NORMARC 7000 B,
- Operate the system with software
- Run system diagnosis
- Perform transmitter alignment
- Perform LLZ and GP alignment
- Perform monitor alignment
- Perform boards adjustments / configuration
- Flight check



• Assessment and Certification.

- Approved by GACA



• Prerequisites

- ATSEP technician



Course

Distance Measuring Equipment
(DME) – Fernau



• Course Summary

- The course will provide ATSEP Technicians with the necessary knowledge, skills and attitude to maintain the DME 2020 to the standards established by manufacturer.



• What you will learn?

On completion of this course, the trainees will be able to understand:

- DME2020 General Characteristics and Specification
- Block Diagram and Signal Flow
- Module Function and Identification
- Use of Test Equipment
- Maintenance Procedures
- Fault Diagnosis Techniques



• Learning Activities

- Lectures
- Presentation
- Lab exercises



• Who should attend?

- ATSEP technician



• Course Language.

- English



• Duration.

- 10 Days – 60 hours



• What is covered?

- DME2020 General Characteristics and Specification
- Block Diagram and Signal Flow
- Module Function and Identification
- Use of Test Equipment
- Maintenance Procedures
- Fault Diagnosis Techniques




• Assessment and Certification.

- Approved by GACA



• Prerequisites

- Distance Measuring Equipment (DME) Principles
- ATSEP Technician
- Using Computer software



Course

Thales DME 415 Maintenance



• Course Summary

- This course provide training for electronics technicians and engineers progressing into technical position having responsibility for operating, maintaining and certifying/verifying normal operational of DME 415.



• What you will learn?

On completion of this course, the trainees can perform the following tasks, with their specific duty:

- Operation of the equipment.
- Read-out and modify Data with PC.
- Regular maintenance of equipment with BITE and external instrumentation.
- Regular Maintenance of Power Supply and Battery.
- Corrective maintenance up to Board Level and repairs.
- Routine Flight check Assistance.



• Learning Activities

- Lectures
- Presentation
- Lab exercises



• Who should attend?

- ATSEP technician



• Course Language.

- English



• Duration.

- 5 Days - 30 hours



• What is covered?

- DME 415 General Characteristics and Specification
- Block Diagram and Signal Flow
- Module Function and Identification
- Use of Test Equipment
- Maintenance Procedures
- Fault Diagnosis Techniques




• Assessment and Certification.

- Approved by GACA



• Prerequisites

- Distance Measuring Equipment (DME) Principles
- ATSEP Technician
- Using Computer software



Course

Thales DME 435 Maintenance



• Course Summary

- This course provide training for electronics technicians and engineers progressing into technical position having responsibility for operating, maintaining and certifying/verifying normal operational of DME 435.



• What you will learn?

On completion of this course, the trainees can perform the following tasks, with their specific duty:

- Operation of the equipment.
- Read-out and modify Data with PC.
- Regular maintenance of equipment with BITE and external instrumentation.
- Regular Maintenance of Power Supply and Battery.
- Corrective maintenance up to Board Level and repairs.
- Routine Flight check Assistance.



• Learning Activities

- Lectures
- Presentation
- Lab exercises



• Who should attend?

- ATSEP technician



• Course Language.

- English



• Duration.

- 5 Days – 30 hours



• What is covered?

- Refresh on DME
- Equipment standard configuration.
- Block Diagrams Description.
- Trans fare switch.
- DPX – Duplexer Unit.
- RX – Receiver Unit.
- DPX – Digital Processor Unit.
- DMD – Demodulator Unit.
- TX – 100 W transmitter Unit.
- TKW – 1kwp Transmitter.
- DME Antenna.
- Power Supply General Block Diagram.
- AC/DC & DC/DC power supply
- Monitor General Block Diagrams.
- MON – Monitor Unit.
- Local Control & Status Unit LCSU
- Remote Control Unit.
- Software Operating Program (WINSV)




• Assessment and Certification.

- Approved by GACA



• Prerequisites

- Distance Measuring Equipment (DME) Principles
- ATSEP Technician
- Using Computer software



Course

Communication Equipment R&S
(Radio - 4200)



• Course Summary

- This 10-day course provides training for technicians on R & S (Radio - 4200). The course is 60 hours Academy lecture and practical. Lecture subjects include operation and maintenance of Rohde & Schwarz (Radio - 4200).



• What you will learn?

After successful completion of this module, the trainees (Electronic Technicians) will have the skill and the knowledge of Operation and Maintenance of R & S Radio Equipment installed on the airports of the Kingdom. Also, they will:

- Get familiarized with different types of radio equipment used for different frequency bands.
- Understand Radio Communication introduction & identification of the basic building blocks of Radio Communication System.
- Understand Job assignments, logging & reporting procedures of Radio Communication system at the site in actual Operational environment.



• Learning Activities

- Lectures
- Presentation
- Lab exercises



• Who should attend?

- ATSEP technician



• Course Language.

- English



• Duration.

- 10 Days - 60 hours



• What is covered?

- Operation of R&S equipment
- Equipment Maintenance




• Assessment and Certification.

- Approved by GACA



• Prerequisites

- Communication Principles



Course
Communication (RADIO)
Equipment-JOTRON



• Course Summary

- After the successful completion of this module, the trainees (ATSEP Technicians) will have the skill and the knowledge of Operation and Maintenance of Jotron Radio Equipment installed on the airports of the Kingdom.



• What you will learn?

After the successful completion of this module, the trainees (ATSEP Technicians) will have the skill and the knowledge of Operation and Maintenance of Jotron Radio Equipment installed on the airports of the Kingdom. Also, they will:

- Get familiarized with different types of radio equipment used for different frequency bands.
- Understand Radio Communication introduction & identification of the basic building blocks of Radio Communication System.
- Understand Job assignments, logging & reporting procedures of Radio Communication system at the site in actual Operational environment.



• Learning Activities

- Lectures
- Presentation
- Lab exercises



• Who should attend?

- ATSEP technician



• Course Language.

- English



• Duration.

- 10 Days - 60 hours



• What is covered?

- Introduction to the Jotron Radio Equipment
- Naming procedure
- General Features of the Equipment
- Operation
- Modes of Operation
- Configuration
- Fault Diagnostics
- Maintenance
- Modules Replacement




• Assessment and Certification.

- Approved by GACA



• Prerequisites

- Communication Principles



Course

Voice Communication System
(Frequants 3020)



• Course Summary

• This 2-week (10 days) course is designed to give 1st level maintenance knowledge for Freq. VCS-3020 Equipment installed on the Kingdom Airports as accordance with the levels and the responsibilities that the technicians have to bear up on the Kingdom Airports.



• What you will learn?

After successful completion of this module, the trainees (Electronic Technicians) will have the skill and the knowledge of Operation and Maintenance of VCS-3020 Equipment installed on the airports of the Kingdom. Also, they will:

- Get familiarized with different types of radio equipment used for different frequency bands.
- Understand VCS 3020 equipment introduction & identification of the basic building blocks of Voice Communication System.
- Understand Job assignments, logging & reporting procedures of Voice Communication system at the site in actual Operational environment.



• Learning Activities

- Lectures
- Presentation
- Lab exercises



• Who should attend?

- ATSEP technician



• Course Language.

- English



• Duration.

- 10 Days – 60 hours



• What is covered?

- Introduction to the VCS-3020 Equipment
- Modular Structure.
- General Features of the Equipment.
- Operation
- Modes of Operation
- Configuration
- Fault Diagnostics'
- Maintenance
- Modules Replacement
- Practical Training on the LIVE equipment.




• Assessment and Certification.

- Approved by GACA



• Prerequisites

- English language (writing & speaking)
- A good knowledge in using PC.
- Technicians with experience and knowledge of Communication Technologies.



Course

Voice Communication System
(Frequants 3025)



• Course Summary

- This 2-week (10 days) course is designed to give 1st level maintenance knowledge for Freq. VCS-3025 Equipment installed on the Kingdom Airports as accordance with the levels and the responsibilities that the technicians have to bear up on the Kingdom Airports.



• What you will learn?

- After successful completion of this module, the trainees (Electronic Technicians) will have the skill and the knowledge of Operation and Maintenance of VCS-3025 Equipment installed on the airports of the Kingdom. Also, they will:
- Get familiarized with different types of radio equipment used for different frequency bands.
 - Understand VCS 3025 equipment introduction & identification of the basic building blocks of Voice Communication System.
 - Understand Job assignments, logging & reporting procedures of Voice Communication system at the site in actual Operational environment.



• Learning Activities

- Lectures
- Presentation
- Lab exercises



• Who should attend?

- ATSEP technician



• Course Language.

- English



• Duration.

- 10 Days – 60 hours



• What is covered?

- Introduction to the VCS-3025 Equipment
- Modular Structure.
- General Features of the Equipment.
- Operation
- Modes of Operation
- Configuration
- Fault Diagnostics
- Maintenance
- Modules Replacement
- Practical Training on the LIVE equipment.



• Assessment and Certification.

- Approved by GACA



• Prerequisites

- English language (writing & speaking)
- A good knowledge in using PC.
- Technicians with experience and knowledge of Communication Technologies.



Course

Schmid ICS 200/60 VCS Maintenance



• Course Summary

- This course provides training for electronic technicians and engineers progressing into technical positions having responsibility for operating, maintaining, and certifying or verifying normal operation of SCHMID VCS.



• What you will learn?

- After successful completion of this course trainees will be able to perform preventive, operative and corrective maintenance on SCHMID VCS.



• Learning Activities

- Lectures
- Presentation
- Lab exercises



• Who should attend?

- ATSEP technician



• Course Language.

- English



• Duration.

- 10 Days – 60 hours



• What is covered?

- Introduction
- System Architecture
- Operator Position
- Touch Screen
- System Supervision
- System Maintenance
- System Practical Training Session




• Assessment and Certification.

- Approved by GACA



• Prerequisites

- Communication Principles.



Course

Communication Principles



• Course Summary

- This 10-day course provides training for technicians on Communications Principles. The course is 60 hours Academy lecture.



• What is covered?

- Basics of analogue and digital communications



• What you will learn?

- After completion of this module, the trainees should be able to understand thoroughly the objectives, functionalities & applications of the basic of analogue and digital communications.



• Assessment and Certification.

- Approved by GACA



• Learning Activities

- Lectures
- Presentation



• Prerequisites

- English language (writing & speaking)
- ATSEP Technician



• Who should attend?

- ATSEP Technician




• Course Language.

- English



• Duration.

- 10 Days - 60 hours



Course
Transmission Lines



• Course Summary

- This 10-day course provides training for technicians on Transmission Lines. The course is 60 hours Academy lecture.



• Course Language.

- English



• What you will learn?

Upon successful completion of the transmission lines course, participants will be able to:

- Describe different types of transmission lines.
- Know how they are used & how to determine the equivalent circuit of a transmission line.
- Be familiar with the concepts of characteristic impedance & impedance mismatch.
- Know how a transmission line terminated by different resistive loads behaves when voltage steps are launched into the line.
- Measure the velocity of propagation of a signal in a transmission line, using the step response method.
- Explain what causes attenuation & distortion, and how they can affect the shape of the transmitted signal.
- Use the Smith Chart to determine the different values of line parameters.



• Duration.

- 10 Days - 60 hours



• What is covered?

- Characteristics of transmission lines
- Transient conditions (Step testing)
- Sinusoidal (Steady-State) condition
- Smith Chart



• Assessment and Certification.

- Approved by GACA



• Learning Activities

- Lectures
- Presentation




• Prerequisites

- Mathematics and common principles of basic electronics.



• Who should attend?

- Electronics and communication engineers and technician



Course
Fiber Optics



• Course Summary

- This 10-day course provides training for technicians on Fiber Optics. The course is 60 hours Academy lecture.



• What you will learn?

- At the completion of this unit, the student will be able to understand the different types of the Fiber Optic Communications. Also, he will be able to describe the basic parts of a fiber-optic communication link.



• Learning Activities

- Lectures
- Presentation



• Who should attend?

- ATSEP Technician



• Course Language.

- English



• Duration.

- 10 Days - 60 hours



• What is covered?

- Introduction to fiber optics
- Fiber optic cable & Optical fiber
- Fiber optic transmitter
- Fiber optic receiver
- Fiber optic systems




• Assessment and Certification.

- Approved by GACA



• Prerequisites

- Mathematics and common principles of basic electronics.



Course
Antenna Systems



• Course Summary

- After completion of this course, the trainees should be able to understand thoroughly the objectives, functionalities & applications of the basic of Antenna Systems.



• Learning Activities

- Lectures
- Presentation



• Who should attend?

- Electronics and communication engineers and technicians.



• Course Language.

- English



• Duration.

- 5 Days - 30 hours



• What is covered?

- Basic of Antenna Systems
- Introduction to Antenna
 - Radiation from an Antenna
 - The Electromagnetic Wave
 - Antenna Polarization
 - Induction and Radiation Field
 - Impedance of Free Space
 - The Radiation Patterns
 - Beam-width (Directivity)
 - Antenna Gain
 - Front-to-Back Ratio
 - Antenna Resistance

- Velocity Factor
- Antenna Types
- The Half-Wave and Quarter-Wave Antenna
- Beam Antennas
- The Yagi-Uda Antenna
- The Rhombic Antenna
- Folded Dipole Antenna
- Horn Antennas
- Helical Antennas
- Turnstile Antenna
- The Parabolic Reflector (Dish) Antenna
- Waveguide
- The Propagation of Radio Waves
- Modes of Propagation
- The Ionosphere Layers
- Introduction to CNS Antennas
- Comms Systems Antennas
- Navaid Systems Antennas
- Radar Systems Antennas




• Assessment and Certification.

- Approved by GACA



• Prerequisites

- English language (writing & speaking)
- ATSEP Technician



Course

Tactical Air Navigation (TACAN)

Principles



• Course Summary

- This 5-day course provides training for technicians on TACAN Principles. The course is 30 hours Academy lecture.



• What you will learn?

On the completion of this course, the trainees can perform the following:

- Identify and understand TACAN Principle, function and operation.
- Understand TACAN Specification.
- Understand the degradability of TACAN.
- Identify the Associated Facility of the TACAN.



• Learning Activities

- Lectures
- Presentation



• Who should attend?

- ATSEP Technician



• Course Language.

- English



• Duration.

5 Days - 30 hours



• What is covered?

- TACAN Function.
- Coverage
- Accuracy
- Availability
- Integrity
- Continuity
- Capacity (number of users).
- Two-way ranging technique
- Slant Range
- Time Measurement
- A/C Interrogation
- Pulse Pairs

- Ground Reply
- fixed time delay
- interrogation stagger
- 'X' And 'Y' Channels
- ICAO Annex 10, L-Band and Hi-Band
- Electronic cabinet
- antenna system.
- Power Supply.
- remote controls and monitoring.
- Sensitivity.
- Selectivity
- dynamic range.
- jamming immunity.
- Decoder
- Decode Parameters.
- Carrier Frequency.
- Pulse Spacing
- Pulse Shape
- Pulse Repetition Frequency
- Reply Delay,
- ID Code.
- North reference burst
- Auxiliary reference burst
- Rate of Replies.
- Automatic Reply Rate Control.
- Priority (Azimuth, Ident, DME signal, Squitter).
- Encode
- Main Delay
- Dead Time
- Power and pulse measurements
- modulation measurements
- TACAN Antenna Type
- Collocation with the VHF Equipment.




• Assessment and Certification.

- Approved by GACA



• Prerequisites

- English language (writing & speaking)
- ATSEP Technician



Course

VHF Omni-Directional Range (VOR)

Principles



• Course Summary

- This 5-day course provides training for technicians on VOR Principle. The course is 30 hours Academy lecture.



• What you will learn?

On completion of this course, the trainees can perform the following:

- Identify and understand VOR Principle, function and operation
- Understand VOR Specification.
- Identify and understand the different between VOR and DVOR.
- Identify the subsystem of the VOR.



• Learning Activities

- Lectures
- Presentation



• Who should attend?

- ATSEP Technician



• Course Language.

- English



• Duration.

- 5 Days - 30 hours



• What is covered?

- CVOR (Conventional VOR).
- DVOR (Doppler VOR).
- Type of Information (Azimuth).
- Coverage.
- Accuracy.
- Availability.

- Integrity.
- Continuity.
- Signal Broadcast Differences.
- Bearing Information Robustness.
- Declination.
- Reference and Variable Signals.
- Antenna System.
- Rotating Antenna Principle.
- Generating a Rotating Radiation Pattern with Static Antennas.
- Amplitude Modulation.
- Frequency Modulation.
- ID Code.
- Electronic Cabinet.
- Antenna System.
- Power Supply.
- Monitoring.
- NDB Backup.
- Carrier Frequency Stability.
- Output Power.
- Signals Generated.
- Radiation Power and Modulation Measurements.
- Spectrum Measurements.
- Antenna Polarization.
- Monitor Near Field Sensors.
- In Space Modulation.
- Phase Sideband/Carrier.
- Ground Check for Bearing Errors.
- Flight Check for Bearing Errors and Modulation.
- Carrier Frequency Deviation,
- Depth of Modulation.
- Local and Remote Monitoring.
- Collocation with the Uhf Equipment.



• Assessment and Certification.

- Approved by GACA



• Prerequisites

- Mathematics and common principles of basic Electronics.



Course

Distance Measuring Equipment
(DME) Principles



• Course Summary

This 5-day course provides training for technicians on Basic DME Principles. The course is a 30 hours Academy lecture.



• What you will learn?

On completion of this course, the trainees can perform the following:

- Identify and understand DME Principle, function and operation.
- Understand DME Specification.
- Identify DME types.
- Identify the Associated Facility of the DME.



• Learning Activities

- Lectures
- Presentation



• Who should attend?

- ATSEP Technician



• Course Language.

- English



• Duration.

- 5 Days – 30 hours



• What is covered?

- DME Function.
- Coverage
- Accuracy
- Availability
- Integrity
- Continuity
- Two-way ranging technique

- Slant Range
- Time Measurement
- A/C Interrogation
- Pulse Pairs
- Ground Reply
- fixed time delay
- interrogation stagger
- 'X' And 'Y' Channels
- ICAO Annex 10, L-Band and Hi-Band
- Electronic cabinet
- antenna system.
- Power Supply.
- remote controls and monitoring.
- Sensitivity.
- Selectivity
- dynamic range.
- jamming immunity.
- Decoder
- Decode Parameters.
- Carrier Frequency.
- Pulse Spacing
- Pulse Shape
- Pulse Repetition Frequency
- Reply Delay,
- ID Code
- Rate of Replies.
- Automatic Reply Rate Control.
- priority (Ident, DME signal, Squitter).
- Encode
- Main Delay
- Dead Time
- Power and pulse measurements
- modulation measurements
- ICAO Annexes 10, protection area criteria and enforcement.
- DME Antenna Type
- Collocation with the VHF Equipment.




• Assessment and Certification.

- Approved by GACA



• Prerequisites

- Mathematics and common principles of basic Electronics.



Course

Instrument Landing System
(ILS) Principles



• Course Summary

- This 5-day course provides training for technicians on ILS Principle. The course is 30 hours Academy lecture.



• What you will learn?

On completion of this course, the trainees can perform the following:

- Identify and understand ILS Principle, function and operation
- Understand ILS Specification.
- Identify and understand ILS Sighting effect and local/remote control
- Identify the subsystem of the ILS.



• Learning Activities

- Lectures
- Presentation



• Who should attend?

- ATSEP Technician



• Course Language.

- English



• Duration.

- 5 Days – 30 hours



• What is covered?

- Annex 10 And 14
- Coverage
- Accuracy
- Availability of The System.
- Integrity,
- Continuity,
- Number of Users
- Only 40 Channels.
- Cat I, Cat II, Cat III
- Different Operational Category Depending On Operational Minima
- Equipment and Airport Facilities.

- ILS Beam Protection
- Carrier Signal and A Side Band Signal In Space.
- Amplitude and Phase Relationship
- Antenna Systems.
- Phases and Amplitudes in Antenna Array
- Modulations On Carrier Signal.
- Phase and Amplitude of Sideband.
- Impact On Location of Critical and Sensitive Area.
- Multipath in Adverse Environment and Terrain (1F).
- Capture Effect in Receiver Circuits.
- Types of Antenna Arrays.
- Signal Distribution.
- Radiated Power.
- Electronic Cabinet.
- Antennas.
- Power Supply.
- Remote Controls and Monitoring.
- Tower Indication.
- Carrier Frequency,
- Output Power.
- Signals Generated.
- LOC, GP, Marker Beacons.
- Synthesizer.
- Modulator.
- Power Amplifier.
- Control Coupler.
- RF Changeover.
- RF Level.
- DDM.
- SDM On Position and Width.
- External, Internal and Integral Monitoring.
- Output Power.
- Spectrum Analysis.
- Modulation.
- ID Code.
- DDM and SDM Mis-Alignment
- Marker Beacons
- Collocation with DME.




• Assessment and Certification.

- Approved by GACA



• Prerequisites

- English language (writing & speaking)
- ATSEP Technician



Course

Thales TACAN AN 453 Maintenance



• Course Summary

- This 10-days course provides training for technicians on Thales TACAN AN 453 Maintenance The course is 60 hours Academy lecture and practical. Lecture subjects include operate and maintain Thales TACAN AN 453.



• What you will learn?

On completion of this course, the trainees can perform the following:

- Identify and understand TACAN Principle, function and operation.
- Understand TACAN Specification.
- Understand the degradable of TACAN.
- Identify the Associated Facility of the TACAN.



• Learning Activities

- Lectures
- Presentation
- Lab exercises



• Who should attend?

- ATSEP Technician



• Course Language.

- English



• Duration.

- 10 Days - 60 hours



• What is covered?

- Operation of the equipment.
- Read-out and modify Data with PC.
- Regular maintenance of equipment with BITE and external instrumentation.
- Regular Maintenance of Power Supply and Battery.
- Corrective maintenance up to Board Level and repairs.
- Routine Flight check Assistance.




• Assessment and Certification.

- Approved by GACA



• Prerequisites

- Tactical Air Navigation (TACAN) Principles
- ATSEP Technician
- Using Computer software



Course

Secondary Surveillance Radar
(MSSR-Raytheon)



• Course Summary

- This course is based upon approximately 50% lecture and 50% practical. The topics covered will be to the block diagram level for the system and its LRUs. The material will be performed explaining corrective and preventative maintenance routines. The practical exercises which will give the engineers/technicians the confidence and skills needed in order to maintain and trouble shoot the MSSR-Raytheon.



• What you will learn?

- The topics covered will be to the block diagram level for the system and its LRUs. The material will be performed explaining corrective and preventative maintenance routines. The practical exercises which will give the engineers/technicians the confidence and skills needed in order to maintain and trouble shoot the MSSR-Raytheon.



• Learning Activities

- Lectures
- Presentation
- Lab exercises



• Who should attend?

- ATSEP Technician



• Course Language.

- English



• Duration.

- 10 Days - 60 hours



• What is covered?

- Introduction
- MSSR System Overview
- Maintenance & Safety
- Antenna Systems
- Turning Gear
- Modulation & Monitor
- Transmitter System
- Receiver System
- Video & Timing PEC
- SSR Reply Decoder
- Mode S Reply Decoder
- Plot Extractor
- Dynamic Parameters
- Parameters Switches
- Output Link Management OLM
- Fans and Power Supply
- Site Monitor
- Control and Maintenance System - CMS
- Technical Maintenance Display - TMD



• Assessment and Certification.

- Approved by GACA



• Prerequisites

- Radar Concepts and Fundamentals



Course

Radars Concepts and Fundamentals



• Course Summary

- This course provides basic radar fundamentals training for technicians and engineers within the radar discipline. The 60-hour course is divided into 30 hours of academy lecture and 30 hours academy laboratory. The laboratory exercises focus on the radar training system (Radar Lab-volt simulator), a small low-power room-sized radar, to illustrate radar theory along with demonstration labs conducted at various academy radar system.



• What you will learn?

At the conclusion of the course, participants will be able to:

- 1- Primary Surveillance Radar
 - To provide the trainees with the fundamental knowledge on modern radars such as frequency agility and pulse compression.
 - Describe the characteristics of radars.
 - Describe the multifunction radars functions.
- 2- Secondary Surveillance Radar
 - To provide the trainees with the basic knowledge of the (MSSR) system (Mono-pulse) Secondary Surveillance Radar
 - Role of the secondary radar. Interrogation modes, reply codes, encoding and decoding of altitude reply code. Decoding and display of replies. Replies on side lobes, Interrogation Side Lobe Suppression (ISLS), Reception Side Lobe Suppression (RSLs).
 - Explain the need for and benefits of Mode S.



• Learning Activities

- Lectures
- Presentation



• Who should attend?

- This course provides training for electronic technicians and engineers progressing into technical positions having responsibility for operating, maintaining, and certifying / verifying normal operation of Radar Equipment



• Course Language.

- English



• Duration.

- 10 Days – 60 hours



• What is covered?

- Introduction to radar
- General on pulse radar
- Performance of pulse
- CW and FM CW radars
- Moving Target Indicator
- Pulse Doppler Radar
- Doppler Filtering
- Search Radars
- TWS Radar
- Continuous Tracking Radar
- Frequency agility- pulse compression and diversity radar
- Synthetic Aperture Radar (SAR)
- Multi-functional Radar
- Functional Description of SSR-IFF
- Principle of SSR-IFF
- Functional Description of SSR-IFF
- Mono-pulse SSR (MSSR)




• Assessment and Certification.

- Approved by GACA



• Prerequisites

- Mathematics and Common Principles of basic electronics



Course

Introduction to CNS/ATM



• Course Summary

- Gain an overview of ICAO CNS/ATM technologies and infrastructure to support the transition to a performance-based air navigation system.



• What you will learn?

- To provide participants with the knowledge, skills and attitudes to effectively apply the various aspects of Communication, Navigation, Surveillance and Air Traffic Management (CNS/ATM) systems.



• Learning Activities

- Lectures
- Presentation



• Who should attend?

- ATSEP Technician



• Course Language.

- English



• Duration.

- 5 Days - 30 hours



• What is covered?

- 1- ICAO and FANS.
 - 1.1 Historical overview.
2. Global Navigation Satellite System (GNSS)
 - 2.1 Introduction to GNSS

- 2.2 Basics of position determination from satellites
- 2.3 Augmentation systems
- 2.4 GNSS performance: Accuracy, availability, integrity, vulnerability
- 2.5 New developments in global positioning system
- 2.6 Galileo and other new systems
- 2.7 Multi-sensor systems and GNSS and inertial navigation system integration

3- Communications.

- 3.1 Current and Future Environment.
- 3.2 Controller Pilot Data Link Communication (CPDLC).
- 3.3 Aeronautical Telecommunications Network (ATN).

4- Navigation.

- 4.1 Current and Future Environment.
- 4.2 Area Navigation (RNAV).
- 4.5 WGS-84 Geodetic Reference Datum.
- 4.6 Improved Navigation Benefits.

5- Surveillance.

- 5.1 Current and Future Environment.
 - 5.2 Automatic Dependent Surveillance (ADS).
 - 5.3 Aircraft Collision Avoidance System (ACAS).
 - 5.5 Mode S.
 - 5.6 Improved Surveillance Benefits.
- 6- Air Traffic Management.
- 6.1 Future Environment.
 - 6.2 ATS Message Handling Service (AMHS).
 - 6.3 Benefits of VSAT.




• Assessment and Certification.

- Approved by GACA



• Prerequisites

- Participants must be certified as skilled ATSEP technicians.



Course

Primary Surveillance Radar
(PSR-Raytheon)



• Course Summary

- This course is based upon approximately 50% lecture and 50% practical. The topics covered will be to the block diagram level for the system and its LRUs. The material will be performed explaining corrective and preventative maintenance routines. The practical exercises which will give the engineers/technicians the confidence and skills needed in order to maintain and trouble shoot the PSR-Raytheon System.



• What you will learn?

- This course provide training for electronics technicians and engineers progressing into technical position having responsibility for operating, maintaining and certifying/verging normal operational of PSR Radar.



• Learning Activities

- Lectures
- Presentation
- Lab exercises



• Who should attend?

- ATSEP Technician



• Course Language.

- English



• Duration.

- 15 Days - 90 hours



• What is covered?

- Overview
- Radar Fundamentals
- RF Safety
- ASR System Overview
- Control and Monitoring System (SMS)
- Exciter
- Local Oscillator (LO)
- Up Converter (UCON)
- Transmitter
- DRIVER & RF Pallet
- AMPLIFIER & 1:16 Divider Network
- TCMM
- TX Power Supplies & Power Distribution
- Waveguide Assy. & 8:1 Combiner
- Receiver
- RF Assembly (STC/Beam Maps)
- Down Converter (DCON)
- Stability Monitor
- REX Power Supply & UPS
- Advanced Signal Data Processor (ASDP)
- APG
- Pedestal & Rotary Joint & Encoders & Motor Controllers & Compressor/Dehydrator
- Antenna & Polarizer (Radome if Required)
- SCDI - Site Control and Data Interface




• Assessment and Certification.

- Approved by GACA



• Prerequisites

- Radar Concepts and Fundamentals



Course

Hardware and Software of
Personal Computer



• Course Summary

• This course is designed to provide a detailed introduction to PC hardware and peripherals. The fundamentals of storage, processing, graphics, audio are covered. The trainees will have a deeper understanding of how devices work, the trainee can gain a foundation of the computer's hardware and software knowledge by examining the steps and techniques demonstrated in this course.



• What you will learn?

After successful completion of these courses the trainees will be able to:

- Identify the basic hardware PC components and understand the procedure of assembling the personnel computers.
- Understand the basic concept of computer software and its operating systems.



• Learning Activities

- Lectures
- Presentation
- Lab exercises



• Who should attend?

- Anyone



• Course Language.

- English



• Duration.

- 10 Days - 60 hours



• What is covered?

- PC Hardware Components
- Assemble PC - Put everything together.
- Install a Motherboard.
- How to install a Processor - CPU.
- How to install a Memory - SDRAM.
- How to install a IDE Hard Disk Drive?
- How to install a SATA Hard Disk Drive?
- How to install a Floppy Disk Drive?
- How to install CD / DVD ROM.?
- How to install a CD Writer, CD-RW?
- How to install a AGP Graphics Card.?
- How to install a Sound Card.?
- How to install a Modem?
- Finalizing stage.
- How to Install Windows and the driver's software?




• Assessment and Certification.

- Approved by GACA



• Prerequisites

- None



Course
MS Excel



• Course Summary

- This 10-days course provides training on MS Excel. The course is 60 hours Academy lecture.

- Conditional formulas and formatting
- List Management
- Documenting and Auditing
- Using Templates



• What you will learn?

- At the end of this course you will have a good working knowledge of Microsoft Excel basics.



• Assessment and Certification.

- Approved by GACA



• Learning Activities

- Lectures
- Presentation
- Group exercises



• Prerequisites

- Hardware and Software of Personal Computer



• Who should attend?

- Anyone



• Course Language.

- English




• Duration.

- 10 Days – 60 hours



• What is covered?

- Entering and Editing data
- Modifying a Worksheet
- Using Functions
- Formatting Worksheets
- Printing
- Creating Charts
- Using Spark lines
- Working with Large Worksheets
- Working with Multiple Worksheets and Workbooks
- Working with dates



Course
MS PowerPoint



• Course Summary

- This 10-days course provides training on MS PowerPoint. The course is 60 hours Academy lecture.



• What you will learn?

- At the end of this course you will have a good working knowledge of Microsoft PowerPoint basics.



• Learning Activities

- Lectures
- Presentation
- Lab exercises



• Who should attend?

- Anyone



• Course Language.

- English



• Duration.

- 10 Days - 60 hours



• What is covered?

- PowerPoint Basics
- Building New Presentations
- Formatting and Proofing
- Using the spelling checker
- Working with text in objects
- Using Tables and Charts
- Enhancing Presentations
- Delivering Presentations
- Using Multimedia in Presentations

- Using Organization Charts and Tables
- Advanced Presentation Techniques
- Advanced Presentation Delivery Options
- Customizing the Environment
- Microsoft Office Integration




• Assessment and Certification.

- Approved by GACA



• Prerequisites

- Hardware and Software of Personal Computer



Course
MS Word



• Course Summary

- This 10-days course provides training on MS Word. The course is 60 hours Academy lecture



• What you will learn?

- At the end of this course you will have a good working knowledge of Microsoft Word basics.



• Learning Activities

- Lectures
- Presentation
- Lab exercises



• Who should attend?

- Anyone



• Course Language.

- English



• Duration.

- 10 Days - 60 hours



• What is covered?

- Editing Documents
- Moving and Copying Text
- Formatting Characters and Paragraphs
- Working with Sections and Columns
- Formatting Tables
- Working with Excel Data
- Working with Styles and Building Blocks
- Working with Headers and Footers
- Working with Graphics
- Using Mail Merge

- Footnotes and endnotes
- Indexes
- Bookmarks and cross-references
- Document Templates




• Assessment and Certification.

- Approved by GACA



• Prerequisites

- Hardware and Software of Personal Computer



Course

System Maintenance Engineer



• Course Summary

- This 10-days' course is designed to give a basic idea of the standards that has to be met by the SME in maintaining the systems within the limits of flight information region of the Kingdom, as well as accordance with the levels and responsibilities that the SME has to bear up as a leader of a task force.



• What is covered?

- Introduction to SME
- Maintenance Classifications
- SANS Navigational Equipment
- SME Responsibility
- SME Procedure
- Update Process
- M/C & NOTAM office procedures
- Classification of failures
- Safety
- ICAO Regulations
- Practical Exercises on SME Pro



• What you will learn?

This course provides training for system engineers having responsibility for maintaining normal operation of CNS equipment.



• Learning Activities

- Lectures
- Presentation
- Lab exercises



• Assessment and Certification.

- Approved by GACA



• Who should attend?

- ATSEP Technician



• Prerequisites

- ATSEP Technician and A working knowledge of Windows.




• Course Language.

- English



• Duration.

- 10 Days - 60 hours




Course
Safety Management System



• Course Summary

- This 5-day course is designed to give a basic idea of SMS and its influence on the maintenance procedures for CNS/ATM equipment.



• What you will learn?

Upon successful completion of the course, the participants will be able to:

- Understand SMS Policy.
- Define Risk management.
- Explain Safety assurance.
- Understand Reporting.



• Learning Activities

- Lectures
- Presentation



• Who should attend?

- Anyone



• Course Language.

- English



• Duration.

- 5 Days - 30 hours



• What is covered?

- Introduction to SMS
- Safety Management Policy and objectives
- Safety assurance
- Safety Promotion
- SMS implementation & the just culture concept
- Update Process
- M/C & NOTAM office procedures
- Safety reporting




• Assessment and Certification.

- Approved by GACA



• Prerequisites

ATSEP Technician



Course
Human Factor



• Course Summary

- This 5-day course designed to give a general information about human factor to ASTEP personnel.



• Assessment and Certification.

- Approved by GACA



• What you will learn?

- Definition of human factor
- Working knowledge and skills effect on avoiding errors.
- Psychological factors.
- Medical issues result on human work.
- Organizational and social factors.
- Communication.



• Prerequisites

- ATSEP Technician



• Learning Activities

- Lectures
- Presentation



• Who should attend?

- ATSEP Technician



• Course Language.

- English



• Duration.

- 5 Days - 30 hours



• What is covered?

- Introduction.
- Working knowledge and skills.
- Psychological factors.
- Medical.
- Organizational and social factors.
- Communication.
- Stress.
- Human error



الأكاديمية

السعودية للطيران المدني
Saudi Academy of Civil Aviation



الهيئة العامة للطيران المدني
General Authority of Civil Aviation